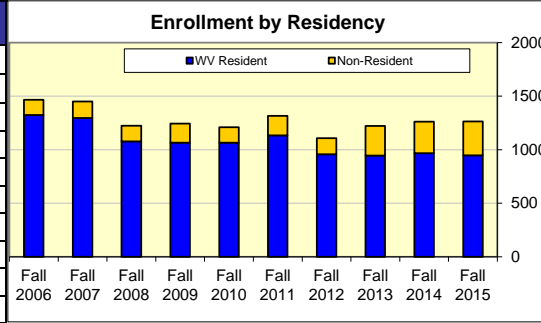


## West Virginia University Institute of Technology - Decade Reports

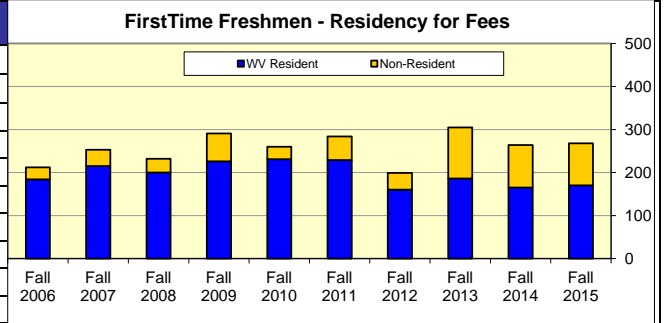
### Enrollment WVU - Tech

Term	WV Resident	Non-Resident
Fall 2015	947	316
Fall 2014	968	293
Fall 2013	945	277
Fall 2012	957	150
Fall 2011	1,133	183
Fall 2010	1,065	144
Fall 2009	1,066	178
Fall 2008	1,078	146
Fall 2007	1,296	154
Fall 2006	1,325	141



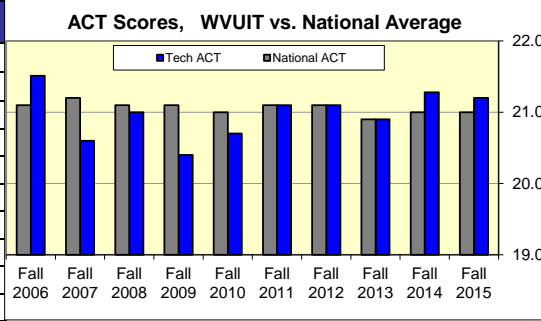
### First-Time Freshmen WVU - Tech

Term	WV Resident	Non-Resident
Fall 2015	170	98
Fall 2014	165	99
Fall 2013	186	119
Fall 2012	160	39
Fall 2011	229	55
Fall 2010	231	29
Fall 2009	226	65
Fall 2008	200	32
Fall 2007	215	38
Fall 2006	184	28



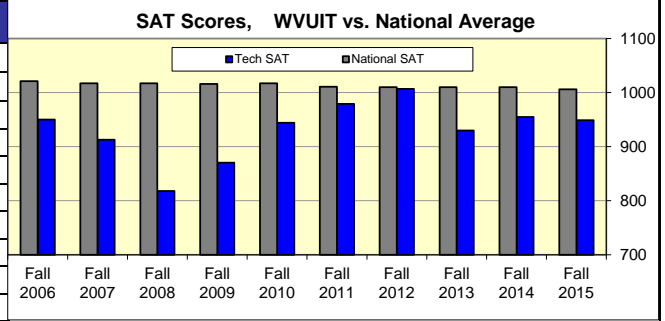
### Profile of Entering Freshmen WVU - Tech

Term	Tech ACT	National ACT
Fall 2015	21.2	21.0
Fall 2014	21.3	21.0
Fall 2013	20.9	20.9
Fall 2012	21.1	21.1
Fall 2011	21.1	21.1
Fall 2010	20.7	21.0
Fall 2009	20.4	21.1
Fall 2008	21.0	21.1
Fall 2007	20.6	21.2
Fall 2006	21.5	21.1



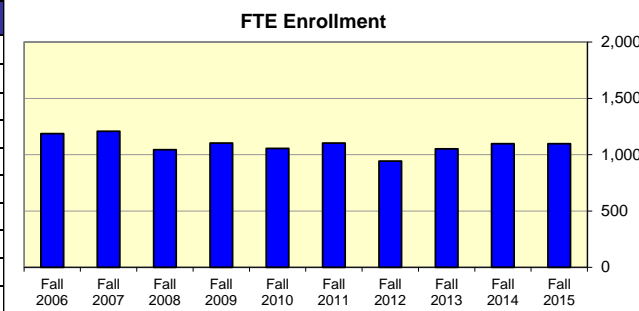
### Profile of Entering Freshmen WVU - Tech

Term	Tech SAT	National SAT
Fall 2015	949	1006
Fall 2014	955	1010
Fall 2013	930	1010
Fall 2012	1007	1010
Fall 2011	979	1011
Fall 2010	944	1017
Fall 2009	871	1016
Fall 2008	818	1017
Fall 2007	913	1017
Fall 2006	950	1021



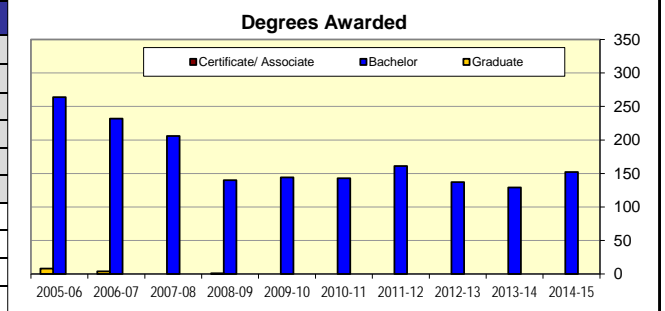
### FTE Enrollment WVU - Tech

Term	FTE
Fall 2015	1,098
Fall 2014	1,097
Fall 2013	1,052
Fall 2012	943
Fall 2011	1,104
Fall 2010	1,056
Fall 2009	1,104
Fall 2008	1,044
Fall 2007	1,207
Fall 2006	1,186



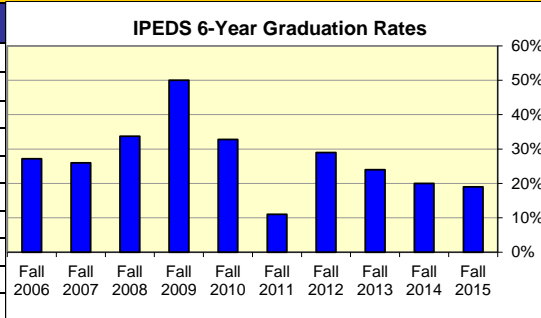
### Degrees Awarded WVU - Tech

Year	Certificate/Associate	Bachelor	Graduate
2014-15		152	
2013-14		129	
2012-13		137	
2011-12		161	
2010-11		143	
2009-10		144	
2008-09		140	1
2007-08		206	
2006-07		232	4
2005-06		264	8



### Graduation Rates WVU - Tech

Reporting Year	Cohort Year	Grad Rate
Fall 2015	Fall 2008	19%
Fall 2014	Fall 2007	20%
Fall 2013	Fall 2006	24%
Fall 2012	Fall 2005	29%
Fall 2011	Fall 2004	11%
Fall 2010	Fall 2003	33%
Fall 2009	Fall 2002	50%
Fall 2008	Fall 2001	34%
Fall 2007	Fall 2000	26%
Fall 2006	Fall 1999	27%



### Retention Rates WVU - Tech

Reporting Year	Cohort Year	Retention
Fall 2015	Fall 2014	57%
Fall 2014	Fall 2013	53%
Fall 2013	Fall 2012	53%
Fall 2012	Fall 2011	45%
Fall 2011	Fall 2010	51%
Fall 2010	Fall 2009	44%
Fall 2009	Fall 2008	49%
Fall 2008	Fall 2007	51%
Fall 2007	Fall 2006	57%
Fall 2006	Fall 2005	56%

