

**Institution: West Virginia University (238032)**

**User ID: 88G4406**

**Completions Overview**

Welcome to the IPEDS Completions survey component. The Completions component is one of several IPEDS components that is conducted during the Fall data collection period. It collects the number of degrees and certificates awarded by field of study, level of award, race/ethnicity, and gender. The reporting period for the Completions component is during the 12-month time period beginning July 1 of the previous calendar year and ending June 30 of the current calendar year; therefore, for this year's Completions component, the reporting period is between July 1, 2015 and June 30, 2016. The Completions component is also collecting the number of students (e.g., completers) who earned awards between July 1, 2015 and June 30, 2016.

**Completions Common Errors**

Some common completions component errors include the following:

- Including award levels on your current year Completions that were not reported on your previous year's (PY) Institutional Characteristics (IC). [Award levels in the PY IC component cannot be changed; therefore, contact the IPEDS Help Desk at 1-877-225-2568 if you need assistance.]
- Forgetting to select CIP codes for new programs of study that are offered by the institution, but do not have completions for the reporting period.
- Forgetting to enter in zero in at least one of the cells for CIP codes that do not have completions.

**Recent Changes**

- The following question on **distance education** has been added to the bottom of each individual "CIP Data" screen:  
"Is this program offered as a distance education program?"
- The following two screens, which collect data specifically on students were added to this component, beginning in the 2013-14 survey year:
  - **"All Completers"** - Collects the number of students who earned an award between July 1, 2015 and June 30, 2016 by gender and race/ethnicity. (The intent of this screen is to collect an **unduplicated count** of total numbers of completers.)
  - **"Completers by Level"** - Collects the number of students who earned an award between July 1, 2015 and June 30, 2016 by award level and 1) by gender; 2) by race/ethnicity; and 3) by age.
- The definition for Post-baccalaureate Certificate has changed slightly for the 2016-17 collection. The new definition is as follows: **An award that requires completion of an organized program of study beyond the bachelor's. It is designed for persons who have completed a baccalaureate degree, but does not meet the requirements of a master's degree.**

**NOTE: Even though Teacher Preparation certificate programs may require a bachelor's degree for admission, they are considered sub-baccalaureate undergraduate programs, and students in these programs are undergraduate students.**

**General Information**

CIP Codes:

The [CIP 2010 Website](#) includes a list of new CIP codes, a list of deleted CIP codes, a list of moved CIP Codes, and an online crosswalk of the 2000 CIP and 2010 CIP.

The Resources Page of the CIP 2010 website contains many valuable resources including:

- CIP 2010 Manual and copies of previous editions of the CIP Manual
- Crosswalk between the 2000 CIP codes and the 2010 CIP codes in Excel format

Keep in mind that some information provided by institutions on the Completions component appear in the [College Navigator](#), which is a major tool used by consumers searching for information about postsecondary education. It is therefore vitally important that you include accurate information about your institution.

Survey materials can be downloaded using the following link: [Survey Materials](#).

The prior year revision system can be accessed using the following link: [Prior Year Revision System](#)

## Completions CIP Data

CIPCODE	Award Level	Major	Gender	Non Resident Alien	Hispanic / Latino	American Indian or Alaska Native	Asian	Black or African American	Native Hawaiian or Other Pacific Islander	White	Two or more Races	Race/ ethnicity unknown	Total	distance education program	
01.0000 Agriculture, General	7 - Master's degree	1	Men	0	0	0	0	1	0	5	0	0	6		
			Women	0	0	0	0	0	0	0	10	0	0	10	
			Total	0	0	0	0	1	0	15	0	0	0	16	No
01.0000 Agriculture, General	17 - Doctor's degree - research / scholarship	1	Men	1	0	0	0	0	0	2	0	0	3		
			Women	2	0	0	0	0	0	0	0	0	0	2	
			Total	3	0	0	0	0	0	2	0	0	0	5	No
01.0103 Agricultural Economics	5 - Bachelor's degree	1	Men	0	0	0	0	0	0	17	1	0	18		
			Women	0	0	0	0	1	0	26	1	0	0	28	
			Total	0	0	0	0	1	0	43	2	0	0	46	No
01.0103 Agricultural Economics	7 - Master's degree	1	Men	1	0	0	0	0	0	2	0	0	3		
			Women	0	1	0	0	0	0	1	0	0	0	2	
			Total	1	1	0	0	0	0	3	0	0	0	5	No
01.0901 Animal Sciences, General	5 - Bachelor's degree	1	Men	0	0	0	0	1	0	18	0	0	19		
			Women	3	2	0	1	2	0	88	2	0	0	98	
			Total	3	2	0	1	3	0	106	2	0	0	117	No
01.0901 Animal Sciences, General	7 - Master's degree	1	Men	0	0	0	0	0	0	1	0	0	1		
			Women	0	0	0	0	0	0	12	0	0	0	12	
			Total	0	0	0	0	0	0	13	0	0	0	13	No
01.1199 Plant Sciences, Other	5 - Bachelor's degree	1	Men	0	0	0	0	0	0	11	1	0	12		
			Women	0	0	0	0	0	0	7	0	0	0	7	
			Total	0	0	0	0	0	0	18	1	0	0	19	No
01.1199 Plant Sciences, Other	7 - Master's degree	1	Men	2	0	0	0	0	0	2	0	0	4		
			Women	1	0	0	0	0	0	3	0	0	0	4	
			Total	3	0	0	0	0	0	5	0	0	0	8	No
03.0204 Natural Resource Economics	17 - Doctor's degree - research / scholarship	1	Men	1	1	0	0	0	0	2	0	0	4		
			Women	2	0	0	1	0	0	0	0	0	0	3	
			Total	3	1	0	1	0	0	2	0	0	0	7	No
03.0206 Land Use Planning and Management/Development	5 - Bachelor's degree	1	Men	0	0	0	0	0	0	1	0	0	1		
			Women	0	0	0	0	0	0	0	0	0	0	0	
			Total	0	0	0	0	0	0	1	0	0	0	1	No
03.0501 Forestry, General	7 - Master's degree	1	Men	0	0	0	0	0	0	3	0	0	3		
			Women	0	0	0	0	0	0	2	0	0	0	2	
			Total	0	0	0	0	0	0	5	0	0	0	5	No
03.0502 Forest Sciences and Biology	17 - Doctor's degree - research / scholarship	1	Men	4	0	0	0	0	0	2	0	0	6		
			Women	0	0	0	0	0	0	4	0	0	0	4	
			Total	4	0	0	0	0	0	6	0	0	0	10	No
03.0506 Forest Management/Forest Resources Management	5 - Bachelor's degree	1	Men	0	0	0	0	0	0	21	0	0	21		
			Women	0	0	0	0	0	0	2	0	0	0	2	
			Total	0	0	0	0	0	0	23	0	0	0	23	No
03.0509	5 - Bachelor's degree	1	Men	0	0	0	0	0	0	3	0	0	3		
			Women	0	0	0	0	0	0	2	0	0	0	2	
			Total	0	0	0	0	0	0	5	0	0	0	5	No



CIPCODE	Award Level	Major	Gender	Non Resident Alien	Hispanic / Latino	American Indian or Alaska Native	Asian	Black or African American	Native Hawaiian or Other Pacific Islander	White	Two or more Races	Race/ ethnicity unknown	Total	distance education program
	17 - Doctor's degree - research / scholarship													
13.0101 Education, General	7 - Master's degree	1	Men	0	1	0	0	0	0	27	1	0	29	
			Women	1	6	0	0	2	0	111	1	0	121	
			Total	1	7	0	0	2	0	138	2	0	150	No
13.0101 Education, General	18 - Doctor's degree - professional practice	1	Men	2	0	0	0	2	0	3	0	0	7	
			Women	0	0	0	0	0	1	6	0	1	8	
			Total	2	0	0	0	2	1	9	0	1	15	No
13.0401 Educational Leadership and Administration, General	7 - Master's degree	1	Men	0	0	0	0	0	0	6	0	0	6	
			Women	0	0	0	0	0	0	8	0	0	8	
			Total	0	0	0	0	0	0	14	0	0	14	No
13.0501 Educational/Instructional Technology	7 - Master's degree	1	Men	0	0	0	0	0	0	5	1	0	6	
			Women	0	0	0	0	0	0	3	0	0	3	
			Total	0	0	0	0	0	0	8	1	0	9	No
13.0501 Educational/Instructional Technology	18 - Doctor's degree - professional practice	1	Men	2	0	0	0	1	0	0	0	0	3	
			Women	0	0	0	0	0	0	1	0	0	1	
			Total	2	0	0	0	1	0	1	0	0	4	No
13.1001 Special Education and Teaching, General	7 - Master's degree	1	Men	0	0	0	0	1	0	10	0	0	11	
			Women	0	1	0	0	0	0	61	0	0	62	
			Total	0	1	0	0	1	0	71	0	0	73	No
13.1101 Counselor Education/School Counseling and Guidance Services	7 - Master's degree	1	Men	0	0	0	0	0	0	5	0	0	5	
			Women	0	1	0	1	2	0	17	0	0	21	
			Total	0	1	0	1	2	0	22	0	0	26	No
13.1202 Elementary Education and Teaching	5 - Bachelor's degree	1	Men	0	0	0	0	0	0	0	0	0	0	
			Women	0	0	0	0	0	0	0	0	0	0	
			Total	0	0	0	0	0	0	0	0	0	0	No
13.1202 Elementary Education and Teaching	7 - Master's degree	1	Men	0	0	0	0	0	0	0	0	0	0	
			Women	0	0	0	0	0	0	3	0	0	3	
			Total	0	0	0	0	0	0	3	0	0	3	No
13.1205 Secondary Education and Teaching	7 - Master's degree	1	Men	0	0	0	0	0	0	1	0	0	1	
			Women	0	0	0	0	0	0	3	0	0	3	
			Total	0	0	0	0	0	0	4	0	0	4	Yes
13.1301 Agricultural Teacher Education	5 - Bachelor's degree	1	Men	0	0	0	0	0	0	6	0	0	6	
			Women	0	0	0	0	0	0	12	0	0	12	
			Total	0	0	0	0	0	0	18	0	0	18	No
13.1301 Agricultural Teacher Education	7 - Master's degree	1	Men	0	0	0	0	0	0	3	0	0	3	
			Women	0	0	0	0	0	0	3	0	0	3	
			Total	0	0	0	0	0	0	6	0	0	6	No
13.1314 Physical Education Teaching and Coaching	5 - Bachelor's degree	1	Men	0	1	0	1	0	0	34	1	0	37	
			Women	0	0	0	0	0	0	10	0	0	10	
			Total	0	1	0	1	0	0	44	1	0	47	No
13.1314		1	Men	3	1	0	0	1	0	37	1	1	44	

CIPCODE	Award Level	Major	Gender	Non Resident Alien	Hispanic / Latino	American Indian or Alaska Native	Asian	Black or African American	Native Hawaiian or Other Pacific Islander	White	Two or more Races	Race/ ethnicity unknown	Total	distance education program
Physical Education Teaching and Coaching	7 - Master's degree		Women	1	1	0	0	1	0	28	2	0	33	Yes
			Total	4	2	0	0	2	0	65	3	1	77	
13.1314 Physical Education Teaching and Coaching	18 - Doctor's degree - professional practice	1	Men	0	0	0	0	0	0	0	0	0	0	
			Women	0	0	0	0	0	0	1	0	0	1	
			Total	0	0	0	0	0	0	1	0	0	1	No
13.1315 Reading Teacher Education	7 - Master's degree	1	Men	0	0	0	0	0	0	0	0	0	0	
			Women	0	0	0	0	0	0	9	0	0	9	
			Total	0	0	0	0	0	0	9	0	0	9	
13.9999 Education, Other	17 - Doctor's degree - research / scholarship	1	Men	0	0	0	0	0	0	0	0	0	0	
			Women	1	0	0	0	0	0	3	0	0	4	
			Total	1	0	0	0	0	0	3	0	0	4	
14.0101 Engineering, General	7 - Master's degree	1	Men	1	0	0	0	0	0	0	0	0	1	
			Women	0	0	0	0	0	0	0	0	0	0	
			Total	1	0	0	0	0	0	0	0	0	1	
14.0101 Engineering, General	17 - Doctor's degree - research / scholarship	1	Men	30	0	0	0	0	0	8	0	0	38	
			Women	3	0	0	0	0	0	2	0	0	5	
			Total	33	0	0	0	0	0	10	0	0	43	
14.0201 Aerospace, Aeronautical and Astronautical/Space Engineering	5 - Bachelor's degree	1	Men	1	2	0	2	0	0	48	1	0	54	
			Women	0	0	0	0	1	0	6	1	0	8	
			Total	1	2	0	2	1	0	54	2	0	62	
14.0201 Aerospace, Aeronautical and Astronautical/Space Engineering	7 - Master's degree	1	Men	0	0	0	0	0	0	6	1	0	7	
			Women	1	0	0	0	0	0	0	0	0	1	
			Total	1	0	0	0	0	0	6	1	0	8	
14.0701 Chemical Engineering	5 - Bachelor's degree	1	Men	3	1	0	0	0	0	35	1	0	40	
			Women	0	2	0	1	1	0	15	0	0	19	
			Total	3	3	0	1	1	0	50	1	0	59	
14.0701 Chemical Engineering	7 - Master's degree	1	Men	0	0	0	0	0	0	2	0	0	2	
			Women	0	0	0	0	0	0	0	0	0	0	
			Total	0	0	0	0	0	0	2	0	0	2	
14.0801 Civil Engineering, General	5 - Bachelor's degree	1	Men	6	1	0	0	2	0	51	3	0	63	
			Women	1	0	0	0	0	0	8	1	0	10	
			Total	7	1	0	0	2	0	59	4	0	73	
14.0801 Civil Engineering, General	7 - Master's degree	1	Men	5	1	0	0	0	0	9	0	0	15	
			Women	1	1	0	0	0	0	1	0	0	3	
			Total	6	2	0	0	0	0	10	0	0	18	
14.0901 Computer Engineering, General	5 - Bachelor's degree	1	Men	3	0	0	0	2	0	23	1	0	29	
			Women	0	0	0	0	0	0	2	0	0	2	
			Total	3	0	0	0	2	0	25	1	0	31	
14.0903 Computer Software Engineering	7 - Master's degree	1	Men	1	0	0	1	1	0	11	0	0	14	
			Women	0	0	0	0	0	0	2	0	0	2	
			Total	1	0	0	1	1	0	13	0	0	16	
14.1001	5 - Bachelor's degree	1	Men	3	0	0	1	1	0	36	2	1	44	
			Women	0	0	0	0	0	0	6	0	0	6	

CIPCODE	Award Level	Major	Gender	Non Resident Alien	Hispanic / Latino	American Indian or Alaska Native	Asian	Black or African American	Native Hawaiian or Other Pacific Islander	White	Two or more Races	Race/ ethnicity unknown	Total	distance education program
Electrical and Electronics Engineerin			Total	3	0	0	1	1	0	42	2	1	50	No
14.1001 Electrical and Electronics Engineerin	7 - Master's degree	1	Men	9	0	0	0	0	0	1	0	0	10	
			Women	15	0	0	0	0	0	2	0	0	17	
			Total	24	0	0	0	0	0	3	0	0	27	No
14.1401 Environmental/Environmental Health Engineering	7 - Master's degree	1	Men	0	0	0	1	0	0	2	0	0	3	
			Women	2	0	0	0	1	0	1	0	0	4	
			Total	2	0	0	1	1	0	3	0	0	7	No
14.1901 Mechanical Engineering	5 - Bachelor's degree	1	Men	16	3	0	2	3	0	113	1	0	138	
			Women	1	0	0	0	1	0	14	1	0	17	
			Total	17	3	0	2	4	0	127	2	0	155	No
14.1901 Mechanical Engineering	7 - Master's degree	1	Men	14	1	1	0	0	0	8	0	0	24	
			Women	1	0	0	0	0	0	1	0	0	2	
			Total	15	1	1	0	0	0	9	0	0	26	No
14.2101 Mining and Mineral Engineering	5 - Bachelor's degree	1	Men	0	0	0	1	0	0	17	2	0	20	
			Women	0	0	0	0	0	0	1	0	0	1	
			Total	0	0	0	1	0	0	18	2	0	21	No
14.2101 Mining and Mineral Engineering	7 - Master's degree	1	Men	3	0	0	0	0	0	1	0	0	4	
			Women	0	0	0	0	0	0	0	1	0	1	
			Total	3	0	0	0	0	0	1	1	0	5	No
14.2501 Petroleum Engineering	5 - Bachelor's degree	1	Men	10	4	0	3	9	0	68	1	0	95	
			Women	2	0	0	0	0	0	10	0	0	12	
			Total	12	4	0	3	9	0	78	1	0	107	No
14.2501 Petroleum Engineering	7 - Master's degree	1	Men	3	0	0	0	0	0	2	0	0	5	
			Women	0	0	0	0	0	0	1	0	0	1	
			Total	3	0	0	0	0	0	3	0	0	6	No
14.3501 Industrial Engineering	5 - Bachelor's degree	1	Men	9	1	0	1	2	0	48	0	0	61	
			Women	2	0	0	1	1	0	18	1	0	23	
			Total	11	1	0	2	3	0	66	1	0	84	No
14.3501 Industrial Engineering	7 - Master's degree	1	Men	5	0	0	0	0	0	0	0	0	5	
			Women	3	0	0	0	0	0	0	0	1	4	
			Total	8	0	0	0	0	0	0	0	1	9	No
16.0101 Foreign Languages and Literatures, General	5 - Bachelor's degree	1	Men	0	0	0	0	0	0	12	0	1	13	
			Women	0	0	0	1	0	0	23	0	1	25	
			Total	0	0	0	1	0	0	35	0	2	38	No
16.0101 Foreign Languages and Literatures, General	7 - Master's degree	1	Men	6	1	0	0	0	0	5	0	0	12	
			Women	22	0	0	1	0	0	7	1	0	31	
			Total	28	1	0	1	0	0	12	1	0	43	No
19.0706 Child Development	5 - Bachelor's degree	1	Men	0	0	0	0	1	0	2	0	0	3	
			Women	0	5	0	0	4	0	69	2	0	80	
			Total	0	5	0	0	5	0	71	2	0	83	No
22.0101 Law	18 - Doctor's degree - professional practice	1	Men	0	4	0	1	1	0	72	2	0	80	
			Women	0	0	0	1	0	0	36	1	0	38	
			Total	0	4	0	2	1	0	108	3	0	118	No
22.9999		1	Men	0	0	0	0	0	0	4	0	0	4	

CIPCODE	Award Level	Major	Gender	Non Resident Alien	Hispanic / Latino	American Indian or Alaska Native	Asian	Black or African American	Native Hawaiian or Other Pacific Islander	White	Two or more Races	Race/ ethnicity unknown	Total	distance education program
Legal Professions and Studies, Other	7 - Master's degree		Women	0	1	0	0	1	0	10	0	0	12	
			Total	0	1	0	0	1	0	14	0	0	16	Yes
23.0101 English Language and Literature, General	5 - Bachelor's degree	1	Men	0	0	0	0	0	0	21	1	0	22	
			Women	0	0	0	1	0	0	47	1	0	49	
			Total	0	0	0	1	0	0	68	2	0	71	No
23.0101 English Language and Literature, General	7 - Master's degree	1	Men	0	0	0	0	0	0	2	1	0	3	
			Women	0	0	0	0	0	0	2	0	1	3	
			Total	0	0	0	0	0	0	4	1	1	6	No
23.0101 English Language and Literature, General	17 - Doctor's degree - research / scholarship	1	Men	0	0	0	0	0	0	1	0	1	2	
			Women	0	0	0	0	0	0	2	0	0	2	
			Total	0	0	0	0	0	0	3	0	1	4	No
23.1302 Creative Writing	7 - Master's degree	1	Men	0	0	0	0	0	0	2	0	0	2	
			Women	0	0	0	0	0	0	5	0	1	6	
			Total	0	0	0	0	0	0	7	0	1	8	No
23.1303 Professional, Technical, Business, and Scientific Writing	7 - Master's degree	1	Men	0	0	0	0	0	0	0	0	0	0	
			Women	0	0	0	0	0	0	4	1	0	5	
			Total	0	0	0	0	0	0	4	1	0	5	No
24.0101 Liberal Arts and Sciences/Liberal Studies	5 - Bachelor's degree	1	Men	3	2	0	2	1	0	34	1	0	43	
			Women	1	2	0	0	0	0	38	2	0	43	
			Total	4	4	0	2	1	0	72	3	0	86	No
24.0102 General Studies	5 - Bachelor's degree	1	Men	1	1	0	1	12	0	95	5	1	116	
			Women	0	3	0	0	4	0	77	2	1	87	
			Total	1	4	0	1	16	0	172	7	2	203	Yes
26.0101 Biology/Biological Sciences, General	5 - Bachelor's degree	1	Men	2	0	0	2	1	0	55	1	0	61	
			Women	1	5	0	1	2	0	71	2	0	82	
			Total	3	5	0	3	3	0	126	3	0	143	No
26.0101 Biology/Biological Sciences, General	7 - Master's degree	1	Men	0	0	0	0	0	0	4	0	0	4	
			Women	1	0	0	0	0	0	1	0	0	2	
			Total	1	0	0	0	0	0	5	0	0	6	No
26.0101 Biology/Biological Sciences, General	17 - Doctor's degree - research / scholarship	1	Men	0	0	0	0	0	0	1	0	1	2	
			Women	1	0	0	0	0	0	3	0	0	4	
			Total	1	0	0	0	0	0	4	0	1	6	No
26.0102 Biomedical Sciences, General	7 - Master's degree	1	Men	0	0	0	0	0	0	1	0	0	1	
			Women	1	0	0	0	1	0	2	0	0	4	
			Total	1	0	0	0	1	0	3	0	0	5	No
26.0202 Biochemistry	5 - Bachelor's degree	1	Men	0	0	0	0	0	0	1	0	1	2	
			Women	0	0	0	0	0	1	4	0	0	5	
			Total	0	0	0	0	0	1	5	0	1	7	No
26.0210 Biochemistry and Molecular Biology	17 - Doctor's degree - research / scholarship	1	Men	0	0	0	0	0	0	1	0	0	1	
			Women	0	0	0	0	0	0	1	0	0	1	
			Total	0	0	0	0	0	0	2	0	0	2	No
26.0499		1	Men	0	0	0	0	0	0	2	0	0	2	
			Women	0	1	0	0	0	0	1	0	0	2	

CIPCODE	Award Level	Major	Gender	Non Resident Alien	Hispanic / Latino	American Indian or Alaska Native	Asian	Black or African American	Native Hawaiian or Other Pacific Islander	White	Two or more Races	Race/ ethnicity unknown	Total	distance education program
Cell/Cellular Biology and Anatomical Sciences, Other	17 - Doctor's degree - research / scholarship		Total	0	1	0	0	0	0	3	0	0	4	No
26.0508 Microbiology and Immunology	5 - Bachelor's degree	1	Men	0	0	0	0	0	0	2	0	0	2	
			Women	0	0	0	0	0	0	2	0	0	2	
			Total	0	0	0	0	0	0	4	0	0	4	No
26.0599 Microbiological Sciences and Immunology, Other	17 - Doctor's degree - research / scholarship	1	Men	0	0	0	0	0	0	1	0	0	1	
			Women	0	0	0	0	0	0	0	0	0	0	
			Total	0	0	0	0	0	0	1	0	0	1	No
26.0801 Genetics, General	7 - Master's degree	1	Men	0	0	0	0	0	0	0	0	0	0	
			Women	0	0	0	0	0	0	0	0	0	0	
			Total	0	0	0	0	0	0	0	0	0	0	No
26.0801 Genetics, General	17 - Doctor's degree - research / scholarship	1	Men	0	0	0	0	0	0	0	0	0	0	
			Women	1	0	0	0	0	0	0	0	0	1	
			Total	1	0	0	0	0	0	0	0	0	1	No
26.0903 Cell Physiology	17 - Doctor's degree - research / scholarship	1	Men	0	0	0	0	0	0	1	0	0	1	
			Women	0	0	0	0	0	0	2	0	0	2	
			Total	0	0	0	0	0	0	3	0	0	3	No
26.0905 Reproductive Biology	7 - Master's degree	1	Men	1	0	0	0	0	0	0	0	0	1	
			Women	0	0	0	0	0	0	1	0	0	1	
			Total	1	0	0	0	0	0	1	0	0	2	No
26.0905 Reproductive Biology	17 - Doctor's degree - research / scholarship	1	Men	0	0	0	0	0	0	0	0	0	0	
			Women	0	0	0	0	0	0	1	0	0	1	
			Total	0	0	0	0	0	0	1	0	0	1	No
26.0908 Exercise Physiology	5 - Bachelor's degree	1	Men	0	2	0	1	3	0	51	3	0	60	
			Women	2	3	0	1	1	0	72	1	0	80	
			Total	2	5	0	2	4	0	123	4	0	140	No
26.0908 Exercise Physiology	7 - Master's degree	1	Men	1	0	0	0	0	0	6	0	0	7	
			Women	0	0	0	0	0	0	3	0	0	3	
			Total	1	0	0	0	0	0	9	0	0	10	No
26.0908 Exercise Physiology	17 - Doctor's degree - research / scholarship	1	Men	0	0	0	0	0	0	1	0	0	1	
			Women	0	0	0	0	0	0	1	0	0	1	
			Total	0	0	0	0	0	0	2	0	0	2	No
26.1501 Neuroscience	17 - Doctor's degree - research / scholarship	1	Men	0	0	0	0	0	0	0	0	0	0	
			Women	1	0	0	0	0	0	3	0	0	4	
			Total	1	0	0	0	0	0	3	0	0	4	No
27.0101 Mathematics, General	5 - Bachelor's degree	1	Men	1	0	0	0	0	0	8	0	0	9	
			Women	2	0	0	0	0	0	11	1	0	14	
			Total	3	0	0	0	0	0	19	1	0	23	No
27.0101 Mathematics, General	7 - Master's degree	1	Men	7	0	0	0	0	0	4	0	0	11	
			Women	3	0	0	0	0	0	1	0	0	4	



CIPCODE	Award Level	Major	Gender	Non Resident Alien	Hispanic / Latino	American Indian or Alaska Native	Asian	Black or African American	Native Hawaiian or Other Pacific Islander	White	Two or more Races	Race/ ethnicity unknown	Total	distance education program	
27.0101 Mathematics, General	17 - Doctor's degree - research / scholarship	1	Total	10	0	0	0	0	0	5	0	0	15	No	
			Men	3	0	0	0	0	0	1	0	0	4		
			Women	2	0	0	0	0	0	0	0	0	0	2	
			Total	5	0	0	0	0	0	1	0	0	0	6	No
27.0501 Statistics, General	7 - Master's degree	1	Men	5	0	0	2	0	0	2	0	0	9		
			Women	7	0	0	0	0	0	1	0	0	8		
			Total	12	0	0	2	0	0	3	0	0	0	17	No
27.0599 Statistics, Other	7 - Master's degree	1	Men	1	0	0	0	0	0	2	0	0	3		
			Women	4	0	0	2	0	0	1	0	0	7		
			Total	5	0	0	2	0	0	3	0	0	0	10	No
30.9999 Multi-/Interdisciplinary Studies, Other	5 - Bachelor's degree	1	Men	3	3	0	3	14	0	133	6	1	163		
			Women	0	6	0	2	5	0	195	5	2	215		
			Total	3	9	0	5	19	0	328	11	3	378	Yes	
31.0301 Parks, Recreation and Leisure Facilities Management, General	5 - Bachelor's degree	1	Men	0	1	0	0	0	0	14	0	0	15		
			Women	0	0	0	0	0	0	10	0	0	10		
			Total	0	1	0	0	0	0	24	0	0	0	25	No
31.0301 Parks, Recreation and Leisure Facilities Management, General	7 - Master's degree	1	Men	0	0	0	0	0	0	0	0	1	1		
			Women	0	0	0	0	0	0	1	0	0	1		
			Total	0	0	0	0	0	0	1	0	1	2	No	
31.0501 Health and Physical Education/Fitness, General	5 - Bachelor's degree	1	Men	0	3	1	1	4	0	85	2	0	96		
			Women	0	1	0	0	2	0	46	0	0	49		
			Total	0	4	1	1	6	0	131	2	0	145	No	
31.0599 Health and Physical Education/Fitness, Other	17 - Doctor's degree - research / scholarship	1	Men	1	0	0	0	0	0	0	0	0	1		
			Women	2	0	0	0	0	0	1	0	0	3		
			Total	3	0	0	0	0	0	1	0	0	4	No	
38.0101 Philosophy	5 - Bachelor's degree	1	Men	0	0	0	0	0	0	7	1	0	8		
			Women	0	0	0	0	1	0	7	0	0	8		
			Total	0	0	0	0	1	0	14	1	0	16	No	
40.0501 Chemistry, General	5 - Bachelor's degree	1	Men	0	0	0	0	2	0	10	1	0	13		
			Women	0	1	0	2	0	0	13	0	0	16		
			Total	0	1	0	2	2	0	23	1	0	29	No	
40.0501 Chemistry, General	7 - Master's degree	1	Men	1	0	0	0	0	0	0	0	0	1		
			Women	0	0	0	0	0	0	0	0	0	0		
			Total	1	0	0	0	0	0	0	0	0	0	1	No
40.0501 Chemistry, General	17 - Doctor's degree - research / scholarship	1	Men	2	0	0	0	0	0	4	0	0	6		
			Women	3	0	0	0	0	0	1	0	0	4		
			Total	5	0	0	0	0	0	5	0	0	0	10	No
40.0601 Geology/Earth Science, General	5 - Bachelor's degree	1	Men	8	1	0	0	1	0	38	0	2	50		
			Women	1	0	0	0	0	0	13	0	0	14		
			Total	9	1	0	0	1	0	51	0	2	64	No	
40.0601 Geology/Earth Science, General	7 - Master's degree	1	Men	0	0	0	0	0	0	4	0	0	4		
			Women	0	0	0	0	0	0	5	0	0	5		
			Total	0	0	0	0	0	0	9	0	0	9	No	

CIPCODE	Award Level	Major	Gender	Non Resident Alien	Hispanic / Latino	American Indian or Alaska Native	Asian	Black or African American	Native Hawaiian or Other Pacific Islander	White	Two or more Races	Race/ ethnicity unknown	Total	distance education program
40.0601 Geology/Earth Science, General	17 - Doctor's degree - research / scholarship	1	Men	3	0	0	0	0	0	2	0	1	6	
			Women	1	0	0	0	0	0	0	0	0	1	
			Total	4	0	0	0	0	0	2	0	1	7	No
40.0801 Physics, General	5 - Bachelor's degree	1	Men	0	0	0	0	0	0	9	1	0	10	
			Women	0	0	0	1	0	0	1	0	0	2	
			Total	0	0	0	1	0	0	10	1	0	12	No
40.0801 Physics, General	7 - Master's degree	1	Men	6	0	0	0	0	0	2	0	0	8	
			Women	0	0	0	0	0	0	2	0	0	2	
			Total	6	0	0	0	0	0	4	0	0	10	No
40.0801 Physics, General	17 - Doctor's degree - research / scholarship	1	Men	2	0	0	2	0	0	3	0	0	7	
			Women	1	0	0	0	0	0	3	0	0	4	
			Total	3	0	0	2	0	0	6	0	0	11	No
42.0101 Psychology, General	5 - Bachelor's degree	1	Men	0	3	0	1	3	0	53	1	0	61	
			Women	1	2	0	1	5	0	112	5	1	127	
			Total	1	5	0	2	8	0	165	6	1	188	No
42.0101 Psychology, General	7 - Master's degree	1	Men	0	0	0	0	1	0	2	0	0	3	
			Women	0	0	0	0	1	0	6	0	0	7	
			Total	0	0	0	0	2	0	8	0	0	10	No
42.0101 Psychology, General	17 - Doctor's degree - research / scholarship	1	Men	0	0	0	0	0	0	3	0	0	3	
			Women	0	0	0	1	0	0	8	1	0	10	
			Total	0	0	0	1	0	0	11	1	0	13	No
42.2803 Counseling Psychology	17 - Doctor's degree - research / scholarship	1	Men	0	0	0	0	1	0	3	0	0	4	
			Women	0	0	0	0	1	0	3	0	0	4	
			Total	0	0	0	0	2	0	6	0	0	8	No
42.2806 Educational Psychology	7 - Master's degree	1	Men	0	0	0	0	0	0	1	0	0	1	
			Women	1	0	0	0	1	0	5	0	0	7	
			Total	1	0	0	0	1	0	6	0	0	8	No
43.0106 Forensic Science and Technology	5 - Bachelor's degree	1	Men	0	1	0	0	0	0	12	0	0	13	
			Women	0	1	0	1	0	0	23	0	0	25	
			Total	0	2	0	1	0	0	35	0	0	38	No
43.0106 Forensic Science and Technology	7 - Master's degree	1	Men	0	0	0	0	0	0	0	0	0	0	
			Women	0	0	0	0	0	0	4	0	0	4	
			Total	0	0	0	0	0	0	4	0	0	4	No
44.0401 Public Administration	7 - Master's degree	1	Men	1	1	0	0	1	0	6	0	0	9	
			Women	1	0	0	0	0	0	7	1	0	9	
			Total	2	1	0	0	1	0	13	1	0	18	No
44.0701 Social Work	5 - Bachelor's degree	1	Men	0	0	0	0	1	0	5	1	0	7	
			Women	0	1	0	0	2	0	32	1	0	36	
			Total	0	1	0	0	3	0	37	2	0	43	No
44.0701 Social Work	7 - Master's degree	1	Men	0	0	0	0	1	0	10	0	0	11	
			Women	1	2	0	1	6	0	55	1	0	66	
			Total	1	2	0	1	7	0	65	1	0	77	No
45.0601		1	Men	0	0	0	0	1	0	4	0	1	6	

CIPCODE	Award Level	Major	Gender	Non Resident Alien	Hispanic / Latino	American Indian or Alaska Native	Asian	Black or African American	Native Hawaiian or Other Pacific Islander	White	Two or more Races	Race/ ethnicity unknown	Total	distance education program
Economics, General	5 - Bachelor's degree		Women	0	0	0	0	0	0	0	0	0	0	
			Total	0	0	0	0	1	0	4	0	1	6	No
45.0701 Geography	5 - Bachelor's degree	1	Men	1	0	0	1	1	0	17	0	0	20	
			Women	0	1	0	0	0	0	5	0	0	6	
			Total	1	1	0	1	1	0	22	0	0	26	No
45.0701 Geography	7 - Master's degree	1	Men	0	0	0	0	0	0	2	0	0	2	
			Women	1	0	0	0	0	0	1	0	0	2	
			Total	1	0	0	0	0	0	3	0	0	4	No
45.0701 Geography	17 - Doctor's degree - research / scholarship	1	Men	3	0	0	0	0	0	0	0	0	3	
			Women	0	0	0	0	0	0	1	0	0	1	
			Total	3	0	0	0	0	0	1	0	0	4	No
45.1001 Political Science and Government, General	5 - Bachelor's degree	1	Men	1	3	0	0	1	0	33	3	0	41	
			Women	0	3	0	0	0	0	24	0	0	27	
			Total	1	6	0	0	1	0	57	3	0	68	No
45.1001 Political Science and Government, General	7 - Master's degree	1	Men	0	0	0	0	0	0	4	0	0	4	
			Women	0	0	0	1	0	0	2	0	0	3	
			Total	0	0	0	1	0	0	6	0	0	7	No
45.1001 Political Science and Government, General	17 - Doctor's degree - research / scholarship	1	Men	0	0	0	0	0	0	1	0	0	1	
			Women	1	0	0	0	0	0	1	0	0	2	
			Total	1	0	0	0	0	0	2	0	0	3	No
45.1101 Sociology	5 - Bachelor's degree	1	Men	2	7	1	0	13	0	94	3	1	121	
			Women	1	9	0	0	8	0	88	6	0	112	
			Total	3	16	1	0	21	0	182	9	1	233	No
45.1101 Sociology	7 - Master's degree	1	Men	0	0	0	0	0	0	2	0	0	2	
			Women	0	0	0	0	1	0	2	0	0	3	
			Total	0	0	0	0	1	0	4	0	0	5	No
50.0101 Visual and Performing Arts, General	7 - Master's degree	1	Men	0	0	0	0	0	0	0	0	0	0	
			Women	0	0	0	0	0	0	1	1	0	2	
			Total	0	0	0	0	0	0	1	1	0	2	No
50.0401 Design and Visual Communications, General	5 - Bachelor's degree	1	Men	0	0	0	0	0	0	3	0	0	3	
			Women	1	0	0	0	1	0	43	3	0	48	
			Total	1	0	0	0	1	0	46	3	0	51	No
50.0499 Design and Applied Arts, Other	7 - Master's degree	1	Men	0	0	0	0	0	0	1	0	0	1	
			Women	0	0	0	0	0	0	2	0	0	2	
			Total	0	0	0	0	0	0	3	0	0	3	No
50.0501 Drama and Dramatics/Theatre Arts, General	5 - Bachelor's degree	1	Men	0	1	0	0	0	0	1	0	0	2	
			Women	0	1	0	0	0	0	7	0	0	8	
			Total	0	2	0	0	0	0	8	0	0	10	No
50.0501 Drama and Dramatics/Theatre Arts, General	7 - Master's degree	1	Men	0	0	0	0	0	0	0	0	0	0	
			Women	0	0	0	0	0	0	1	0	0	1	
			Total	0	0	0	0	0	0	1	0	0	1	No
50.0505	5 - Bachelor's degree	1	Men	0	0	0	0	0	0	2	0	1	3	
			Women	0	0	0	0	0	0	6	0	0	6	



CIPCODE	Award Level	Major	Gender	Non Resident Alien	Hispanic / Latino	American Indian or Alaska Native	Asian	Black or African American	Native Hawaiian or Other Pacific Islander	White	Two or more Races	Race/ ethnicity unknown	Total	distance education program
51.0811 Pathology/Pathologist Assistant	7 - Master's degree	1	Total	0	0	0	0	0	0	0	0	0	0	No
			Men	0	0	0	0	0	0	3	0	0	3	
			Women	0	0	0	0	0	0	12	0	0	12	
51.1005 Clinical Laboratory Science/Medical Technology/Technologist	5 - Bachelor's degree	1	Total	0	0	0	0	0	0	15	0	0	15	No
			Men	0	1	0	0	2	0	8	0	0	11	
			Women	1	1	0	0	0	0	19	0	0	21	
51.1201 Medicine	18 - Doctor's degree - professional practice	1	Total	1	2	0	0	2	0	27	0	0	32	No
			Men	0	1	0	7	0	0	41	0	1	50	
			Women	0	2	0	5	1	0	33	2	0	43	
51.1401 Medical Scientist	7 - Master's degree	1	Total	0	3	0	12	1	0	74	2	1	93	No
			Men	1	0	0	0	0	0	0	0	0	1	
			Women	0	0	0	0	0	0	1	0	0	1	
51.2001 Pharmacy	18 - Doctor's degree - professional practice	1	Total	1	0	0	0	0	0	1	0	0	2	No
			Men	1	2	0	2	1	0	27	0	0	33	
			Women	1	4	0	0	1	0	51	1	0	58	
51.2003 Pharmaceutics and Drug Design	17 - Doctor's degree - research / scholarship	1	Total	2	6	0	2	2	0	78	1	0	91	No
			Men	3	0	0	0	1	0	1	0	0	5	
			Women	3	0	0	0	0	0	2	0	0	5	
51.2201 Public Health, General	7 - Master's degree	1	Total	6	0	0	0	1	0	3	0	0	10	No
			Men	0	1	1	2	1	0	11	0	0	16	
			Women	1	2	0	1	4	0	31	1	2	42	
51.2201 Public Health, General	17 - Doctor's degree - research / scholarship	1	Total	1	3	1	3	5	0	42	1	2	58	No
			Men	0	0	0	0	0	0	0	0	0	0	
			Women	1	0	0	0	0	0	2	0	0	3	
51.2306 Occupational Therapy/Therapist	7 - Master's degree	1	Total	1	0	0	0	0	0	2	0	0	3	No
			Men	0	0	0	1	0	0	5	0	0	6	
			Women	0	0	0	0	1	0	35	0	0	36	
51.2308 Physical Therapy/Therapist	18 - Doctor's degree - professional practice	1	Total	0	0	0	1	1	0	40	0	0	42	No
			Men	0	3	0	0	0	0	10	0	0	13	
			Women	0	0	0	0	0	0	23	0	0	23	
51.2310 Vocational Rehabilitation Counseling/Counselor	7 - Master's degree	1	Total	0	3	0	0	0	0	33	0	0	36	No
			Men	0	0	0	0	0	0	1	0	0	1	
			Women	0	0	0	0	1	0	8	0	0	9	
51.3801 Registered Nursing/Registered Nurse	5 - Bachelor's degree	1	Total	0	0	0	0	1	0	9	0	0	10	No
			Men	0	0	0	0	1	0	21	0	0	22	
			Women	0	2	0	2	2	0	181	6	0	193	
51.3801 Registered Nursing/Registered Nurse	7 - Master's degree	1	Total	0	2	0	2	3	0	202	6	0	215	No
			Men	0	0	0	0	0	0	3	0	0	3	
			Women	0	0	0	0	1	0	32	1	0	34	
51.3808 Nursing Science		1	Total	0	0	0	0	1	0	35	1	0	37	No
			Men	0	0	0	0	0	0	0	0	0	0	
			Women	0	0	0	0	0	0	2	0	0	2	

CIPCODE	Award Level	Major	Gender	Non Resident Alien	Hispanic / Latino	American Indian or Alaska Native	Asian	Black or African American	Native Hawaiian or Other Pacific Islander	White	Two or more Races	Race/ ethnicity unknown	Total	distance education program	
	17 - Doctor's degree - research / scholarship		Total	0	0	0	0	0	0	2	0	0	2	No	
51.3818 Nursing Practice	18 - Doctor's degree - professional practice	1	Men	0	0	0	0	0	0	0	0	0	0		
			Women	0	1	1	0	0	0	1	0	0	0	3	
			Total	0	1	1	0	0	0	1	0	0	0	3	Yes
51.9999 Health Professions and Related Clinical Sciences, Other	7 - Master's degree	1	Men	0	0	0	1	0	0	7	0	0	8		
			Women	0	0	0	0	0	2	0	0	0	2		
			Total	0	0	0	1	0	9	0	0	0	10	No	
52.0101 Business/Commerce, General	5 - Bachelor's degree	1	Men	0	1	1	0	2	0	21	0	0	25		
			Women	0	0	0	0	1	0	4	0	1	6		
			Total	0	1	1	0	3	0	25	0	1	31	No	
52.0101 Business/Commerce, General	7 - Master's degree	1	Men	8	4	0	1	3	0	54	0	1	71		
			Women	9	1	0	4	1	0	15	0	0	30		
			Total	17	5	0	5	4	0	69	0	1	101	No	
52.0201 Business Administration and Management, General	5 - Bachelor's degree	1	Men	5	4	1	1	3	0	81	1	0	96		
			Women	0	1	0	2	1	0	49	1	0	54		
			Total	5	5	1	3	4	0	130	2	0	150	No	
52.0201 Business Administration and Management, General	17 - Doctor's degree - research / scholarship	1	Men	0	0	0	0	0	0	1	0	0	1		
			Women	0	0	0	0	0	0	0	0	0	0	0	
			Total	0	0	0	0	0	0	1	0	0	0	1	No
52.0299 Business Administration, Management and Operations, Other	7 - Master's degree	1	Men	4	0	0	1	0	0	8	2	0	15		
			Women	2	0	0	0	0	0	5	1	0	8		
			Total	6	0	0	1	0	0	13	3	0	23	Yes	
52.0301 Accounting	5 - Bachelor's degree	1	Men	2	2	1	0	0	0	49	3	0	57		
			Women	3	1	0	1	0	0	31	1	1	38		
			Total	5	3	1	1	0	0	80	4	1	95	No	
52.0301 Accounting	7 - Master's degree	1	Men	2	0	0	2	1	0	13	1	0	19		
			Women	3	0	0	1	0	0	14	0	0	18		
			Total	5	0	0	3	1	0	27	1	0	37	No	
52.0601 Business/Managerial Economics	5 - Bachelor's degree	1	Men	3	0	0	0	4	0	20	0	0	27		
			Women	1	0	0	0	0	0	4	0	0	5		
			Total	4	0	0	0	4	0	24	0	0	32	No	
52.0601 Business/Managerial Economics	7 - Master's degree	1	Men	1	0	0	0	0	0	1	0	0	2		
			Women	1	0	0	0	0	0	0	0	0	1		
			Total	2	0	0	0	0	0	1	0	0	3	No	
52.0601 Business/Managerial Economics	17 - Doctor's degree - research / scholarship	1	Men	1	0	0	0	0	0	2	0	0	3		
			Women	2	0	0	1	0	0	1	0	0	4		
			Total	3	0	0	1	0	0	3	0	0	7	No	
52.0801 Finance, General	5 - Bachelor's degree	1	Men	10	3	0	2	6	0	67	2	0	90		
			Women	2	0	0	0	0	0	18	1	1	22		
			Total	12	3	0	2	6	0	85	3	1	112	No	

CIPCODE	Award Level	Major	Gender	Non Resident Alien	Hispanic / Latino	American Indian or Alaska Native	Asian	Black or African American	Native Hawaiian or Other Pacific Islander	White	Two or more Races	Race/ ethnicity unknown	Total	distance education program	
52.0801 Finance, General	7 - Master's degree	1	Men	6	0	0	1	0	0	10	0	0	17		
			Women	6	0	0	1	0	0	0	0	0	7		
			Total	12	0	0	2	0	0	10	0	0	0	24	No
52.0901 Hospitality Administration/Management, General	5 - Bachelor's degree	1	Men	0	0	0	0	0	0	3	0	0	3		
			Women	0	0	0	0	0	0	1	0	0	0	1	
			Total	0	0	0	0	0	0	4	0	0	0	4	No
52.1002 Labor and Industrial Relations	7 - Master's degree	1	Men	0	2	0	0	0	0	17	1	0	20		
			Women	1	0	0	0	0	0	15	1	0	0	17	
			Total	1	2	0	0	0	0	32	2	0	0	37	No
52.1201 Management Information Systems, General	5 - Bachelor's degree	1	Men	1	0	0	0	1	0	30	0	0	32		
			Women	0	0	0	0	1	0	5	0	0	0	6	
			Total	1	0	0	0	2	0	35	0	0	0	38	No
52.1401 Marketing/Marketing Management, General	5 - Bachelor's degree	1	Men	5	4	0	0	1	0	52	4	0	66		
			Women	0	2	0	0	3	0	37	1	0	0	43	
			Total	5	6	0	0	4	0	89	5	0	0	109	No
54.0101 History, General	5 - Bachelor's degree	1	Men	1	1	0	1	1	0	48	1	1	54		
			Women	0	2	0	0	1	0	23	1	0	0	27	
			Total	1	3	0	1	2	0	71	2	1	1	81	No
54.0101 History, General	7 - Master's degree	1	Men	0	1	0	0	0	0	7	0	0	8		
			Women	1	0	0	1	0	0	1	0	0	0	3	
			Total	1	1	0	1	0	0	8	0	0	0	11	No
54.0101 History, General	17 - Doctor's degree - research / scholarship	1	Men	1	0	0	0	0	0	8	0	0	9		
			Women	0	0	0	0	0	0	0	0	0	0	0	
			Total	1	0	0	0	0	0	8	0	0	0	9	No

**Completions: total by first major**

99.0000 Summary Grand Totals	Award Level	Nonresident alien	Hispanic Latino	American Indian or Alaska Native	Asian	Black or African American	Native Hawaiian or Other Pacific Islander	White	Two or more Races	Race/ethnicity unknown	Total	PY Total
<b>Bachelor's degree</b>	<b>5</b>											
Men		105	66	6	32	106	0	1962	62	13	2352	2345
Women		27	72	0	28	57	1	1942	61	10	2198	2092
<b>Total</b>		132	138	6	60	163	1	3904	123	23	4550	4437
<b>Master's degree</b>	<b>7</b>											
Men		108	14	2	15	15	0	392	10	3	559	649
Women		105	23	0	14	36	0	720	14	6	918	1000
<b>Total</b>		213	37	2	29	51	0	1112	24	9	1477	1649
<b>Doctor's degree - research / scholarship</b>	<b>17</b>											
Men		58	1	0	2	3	0	53	0	3	120	108
Women		30	1	0	4	1	0	53	1	0	90	75
<b>Total</b>		88	2	0	6	4	0	106	1	3	210	183
<b>Doctor's degree - professional practice</b>	<b>18</b>											
Men		5	10	0	12	5	0	177	3	1	213	205
Women		1	7	1	11	2	1	176	6	1	206	223
<b>Total</b>		6	17	1	23	7	1	353	9	2	419	428

Grand Total Men		276	91	8	61	129	0	2584	75	20	3244	3307
Grand Total Women		163	103	1	57	96	2	2891	82	17	3412	3390
Grand Total		439	194	9	118	225	2	5475	157	37	6656	6697

PY Grand Total Men		241	83	9	78	120	3	2682	70	21		3307
PY Grand Total Women		156	91	4	49	113	4	2889	63	21		3390
PY Grand Total		397	174	13	127	233	7	5571	133	42		6697



All Completers

Institutions must report the following information. (Some data will be pre-populated from the completions by CIP code data.)

All Completers

Number of students by gender and race and ethnicity earning an award between July 1, 2015 and June 30, 2016. Count each student only once, regardless of how many awards he/she earned. The intent of this screen is to collect an unduplicated count of total numbers of *completers*.

- Report Hispanic/Latino individuals of any race as Hispanic/Latino
- Report race for non-Hispanic/Latino individuals only

	Men		Women		Total Students
	Number of Students	Total Awards	Number of Students	Total Awards	
<u>Nonresident alien</u>	268	276	158	163	426
<u>Hispanic/Latino</u>	85	91	96	103	181
<u>American Indian or Alaska Native</u>	8	8	1	1	9
<u>Asian</u>	59	61	53	57	112
<u>Black or African American</u>	127	129	92	96	219
<u>Native Hawaiian or Other Pacific Islander</u>	0	0	2	2	2
<u>White</u>	2,478	2,584	2,765	2,891	5,243
<u>Two or more races</u>	71	75	81	82	152
<u>Race and ethnicity unknown</u>	19	20	16	17	35
<b>TOTAL</b>	3,115	3,244	3,264	3,412	6,379
<b>PY TOTAL</b>	<b>3,197</b>		<b>3,232</b>		<b>6,429</b>

Completers by Level

Institutions must report the following information. This screen will be shown for each of the following award categories for which completions have been reported:

- Less than 1-year certificates
- At least 1 but less than 4-year certificates
- Associate's degrees
- Bachelor's degrees
- Master's degrees
- Doctor's degrees
- Postbaccalaureate and post-master's certificates

**Bachelor's degrees**

Number of students by gender, by race and ethnicity, and by age earning this award between July 1, 2015 and June 30, 2016. Each student should be counted once per award level. For example, if a student earned a master's degree and a doctor's degree, he/she should be counted once in master's and once in doctor's. A student earning two master's degrees should be counted only once.


- Report Hispanic/Latino individuals of any race as Hispanic/Latino
- Report race for non-Hispanic/Latino individuals only


	Number of Students	Total Awards
<b>By Gender</b>		
Men	2,243	2,352
Women	2,082	2,198
<b>TOTAL</b>	4,325	4,550
<b>PY TOTAL</b>	<b>4,296</b>	

**By Race/Ethnicity**

<u>Nonresident alien</u>	129	132
<u>Hispanic/Latino</u>	130	138
<u>American Indian or Alaska Native</u>	6	6
<u>Asian</u>	55	60
<u>Black or African American</u>	157	163
<u>Native Hawaiian or Other Pacific Islander</u>	1	1

<u>White</u>	<input type="text" value="3,708"/>	3,904
Two or more races	<input type="text" value="118"/>	123
<u>Race and ethnicity unknown</u>	<input type="text" value="21"/>	23
<b>TOTAL</b>	4,325	4,550



 **By Age**

Under 18	<input type="text" value="0"/>	
18-24	<input type="text" value="3,677"/>	
25-39	<input type="text" value="552"/>	
40 and Above	<input type="text" value="96"/>	
Age Unknown	<input type="text" value="0"/>	
<b>TOTAL</b>	4,325	4,550

Completers by Level

Institutions must report the following information. This screen will be shown for each of the following award categories for which completions have been reported:

- Less than 1-year certificates
- At least 1 but less than 4-year certificates
- Associate's degrees
- Bachelor's degrees
- Master's degrees
- Doctor's degrees
- Postbaccalaureate and post-master's certificates

**Master's degrees**

Number of students by gender, by race and ethnicity, and by age earning this award between July 1, 2015 and June 30, 2016. Each student should be counted once per award level. For example, if a student earned a master's degree and a doctor's degree, he/she should be counted once in master's and once in doctor's. A student earning two master's degrees should be counted only once.


- Report Hispanic/Latino individuals of any race as Hispanic/Latino
- Report race for non-Hispanic/Latino individuals only

	Number of Students	Total Awards
<b>By Gender</b>		
Men	540	559
Women	890	918
<b>TOTAL</b>	1,430	1,477
<b>PY TOTAL</b>	<b>1,634</b>	

**By Race/Ethnicity**

<u>Nonresident alien</u>	203	213
<u>Hispanic/Latino</u>	33	37
<u>American Indian or Alaska Native</u>	2	2
<u>Asian</u>	28	29
<u>Black or African American</u>	51	51
<u>Native Hawaiian or Other Pacific Islander</u>	0	0

<u>White</u>	<input type="text" value="1,080"/>	1,112
Two or more races	<input type="text" value="24"/>	24
<u>Race and ethnicity unknown</u>	<input type="text" value="9"/>	9
<b>TOTAL</b>	1,430	1,477



**By Age**

Under 18	<input type="text" value="0"/>	
18-24	<input type="text" value="462"/>	
25-39	<input type="text" value="819"/>	
40 and Above	<input type="text" value="149"/>	
Age Unknown	<input type="text" value="0"/>	
<b>TOTAL</b>	1,430	1,477

Completers by Level

Institutions must report the following information. This screen will be shown for each of the following award categories for which completions have been reported:

- Less than 1-year certificates
- At least 1 but less than 4-year certificates
- Associate's degrees
- Bachelor's degrees
- Master's degrees
- Doctor's degrees
- Postbaccalaureate and post-master's certificates

**Doctor's degrees**

Number of students by gender, by race and ethnicity, and by age earning this award between July 1, 2015 and June 30, 2016. Each student should be counted once per award level. For example, if a student earned a master's degree and a doctor's degree, he/she should be counted once in master's and once in doctor's. A student earning two master's degrees should be counted only once.


- Report Hispanic/Latino individuals of any race as Hispanic/Latino
- Report race for non-Hispanic/Latino individuals only


	Number of Students	Total Awards
<b>By Gender</b>		
Men	<input type="text" value="332"/>	333
Women	<input type="text" value="292"/>	296
<b>TOTAL</b>	624	629
<b>PY TOTAL</b>	<b>609</b>	

**By Race/Ethnicity**

<u>Nonresident alien</u>	<input type="text" value="94"/>	94
<u>Hispanic/Latino</u>	<input type="text" value="18"/>	19
<u>American Indian or Alaska Native</u>	<input type="text" value="1"/>	1
<u>Asian</u>	<input type="text" value="29"/>	29
<u>Black or African American</u>	<input type="text" value="11"/>	11
<u>Native Hawaiian or Other Pacific Islander</u>	<input type="text" value="1"/>	1

White	455	459
Two or more races	10	10
Race and ethnicity unknown	5	5
<b>TOTAL</b>	624	629



 **By Age**

Under 18	0	
18-24	77	
25-39	507	
40 and Above	40	
Age Unknown	0	
<b>TOTAL</b>	624	629

## Summary

IPEDS collects important information regarding your institution. All data reported in IPEDS survey components become available in the IPEDS Data Center and appear as aggregated data in various Department of Education reports. Additionally, some of the reported data appears specifically for your institution through the College Navigator website and is included in your institution's Data Feedback Report (DFR). The purpose of this summary is to provide you an opportunity to view some of the data that, when accepted through the IPEDS quality control process, will appear on the College Navigator website and/or your DFR. College Navigator is updated approximately three months after the data collection period closes and Data Feedback Reports will be available through the [Data Center](#) and sent to your institution's CEO in November 2016.

Please review your data for accuracy. If you have questions about the data displayed below after reviewing the data reported on the survey screens, please contact the IPEDS Help Desk at: 1-877-225-2568 or [ipedshelp@rti.org](mailto:ipedshelp@rti.org).

## Summary of Completions Data

Award Level	Number of Completions	
	1 <sup>st</sup> major	2 <sup>nd</sup> major
<u>Bachelors degree or equivalent</u>	4,550	0
<u>Master's degree</u>	1,477	0
<u>Doctor's degree - research/scholarship</u>	210	0
<u>Doctor's degree - professional practice</u>	419	0
Total number of degrees and certificates	6,656	

## Summary of Completers Data

	Number of Students		
	Men	Women	Total
All Completers	3,115	3,264	6,379



**Completions**

**West Virginia University (238032)**

Source	Description	Severity	Resolved	Options
<b>Global Edits</b>				
Perform Edits	Current year completions (28) are outside the expected range when compared to completions reported in the prior year (5) for: Women, 2-digit field (3), award level (5). Please correct your data or explain. (Error #10505)	Explanation	Yes	
Reason:	More women completed that program.			
Perform Edits	Current year completions (80) are outside the expected range when compared to completions reported in the prior year (48) for: Women, 2-digit field (19), award level (5). Please correct your data or explain. (Error #10506)	Explanation	Yes	
Reason:	More women completed that program.			