

## Institutional Characteristics 2015-16

Institution: West Virginia University (238032)

User ID: 88G4404

### Overview

#### Institutional Characteristics Overview

Welcome to the Institutional Characteristics (IC) component. This component collects important information about your institution's mission, student services, and student charges.

Much of the data reported on IC appear on College Navigator, which is updated once after IC data has been finally reviewed. Thus, errors may stay on College Navigator for a full year.

Additionally, the cost of attendance data are used to calculate the net price of attendance in the Student Financial Aid component. This has important implications for what students see about your institution, and also for the College Affordability and Transparency Center's lists. **Revisions or changes to costs can ONLY be made in the Student Financial Aid component and not in the prior year revision system.**

Remember, it is the responsibility of the keyholder to submit accurate data about the institution. Please contact the IPEDS Help Desk for clarifications to make sure that you are reporting correctly.

#### Changes to This Year's IC Component

There were no changes implemented for the 2015-16 data collection period.

#### Common Errors

Quality control reviews of past IC data indicate frequently made errors. Please review the common errors below to ensure accurate reporting. Additional common errors or tips can be found in the New Keyholder Handbook under Resources.

- Question 2 should only be marked 'YES' if your institution is **EXCLUSIVELY** distance education. Do not mark 'YES' if your courses/programs are also available in person.
- Do not try to outsmart fatal errors; this is falsifying data. Contact the Help Desk to override, or fix, the data.
- Make sure you understand ALL definitions before responding to questions. For example, make sure that you are reporting for an 'ACADEMIC YEAR' or 'PROGRAM' as defined by IPEDS.

&nbsp;

To download the survey materials for this component: [Survey Materials](#)

To access your prior year data submission for this component: [Reported Data](#)


### Part A - Mission Statement and Distance Education

1. Provide the institution's mission statement or a web address (URL) where the mission statement can be found. Typed statements are limited to 2,000 characters or less. The mission statement will be available to the public on College Navigator.

Mission Statement URL:

Please begin URL with "http://" or "https://"

Mission Statement

 2. Are all the programs at your institution offered exclusively via distance education?

No

Yes

## Part B - Services and Programs for Servicemembers and Veterans

### 1. Which of the following are available to veterans, military servicemembers, or their families?

- Yellow Ribbon Program (officially known as Post-9/11 GI Bill, Yellow Ribbon Program)
- Credit for military training
- Dedicated point of contact for support services for veterans, military servicemembers, and their families
- Recognized student veteran organization
- Member of Servicemembers Opportunity Colleges
- None of the above



You may use the space below to provide context for the data you've reported above. These context notes will be posted on the College Navigator website, and should be written to be understood by students and parents.

### Part C - Student Services - Special Learning Opportunities

#### 1. Does your institution accept any of the following? [Check all that apply]

- Dual credit (college credit earned while in high school)
- Credit for life experiences
- Advanced placement (AP) credits
- None of the above

#### 2. What types of special learning opportunities are offered by your institution? [Check all that apply]

- ROTC
  - Army
  - Navy
  - Air Force
- Study abroad
- Weekend/evening college
- Teacher certification (for the elementary, middle school/junior high, or secondary level)
 

Do **not** include certifications to teach at the postsecondary level.

  - Students can complete their preparation in certain areas of specialization
  - Students must complete their preparation at another institution for certain areas of specialization
  - This institution is approved by the state for the initial certification or licensure of teachers
- None of the above

#### 3. If your institution grants a bachelor's degree or higher but does not offer a full 4-year program of study at the undergraduate level, how many years of completed college-level work are required for entrance?

Number of years

Select One

### Part C - Student Services - Distance Opportunities

4. Which of the following selected student services are offered by your institution? [Check all that apply]

- Remedial services
- Academic/career counseling services
- Employment services for current students
- Placement services for program completers
- On-campus day care for children of students
- None of the above

5. Does your institution have its own library or are you financially supporting a shared library with another postsecondary education institution?

- Have our own library
- Do not have our own library but contribute financial support to a shared library
- Neither of the above

6. Indicate whether or not any of the following alternative tuition plans are offered by your institution.

- No
  - Yes
- Tuition guarantee
  - Prepaid tuition plan
  - Tuition payment plan
  - Other (specify in box below)

7. Please indicate at what level(s) your institution offers distance education opportunities (courses and/or programs).


- Undergraduate
- Graduate
- The institution does not offer distance education opportunities

You may use the space below to provide context for the alternative tuition plans you've reported above. These context notes will be posted on the College Navigator website, and should be written to be understood by students and parents.

### Part C - Disability Service

Please indicate the percentage of all undergraduate students enrolled during fall 2014 who were formally registered as students with disabilities with the institution's office of disability services (or the equivalent office).

<input type="radio"/>	3 percent or less	
<input checked="" type="radio"/>	More than 3 percent:	5%

 You may use the space below to provide context for the data you've reported above. These context notes will be posted on the College Navigator website, and should be written to be understood by students and parents.

## Part D - Student Charges Questions

### 1. Are all full-time, first-time degree/certificate-seeking students required to live on campus or in institutionally-controlled housing?

If you answer **Yes** to this question, you will not be asked to report off-campus room and board in the price of attendance (D11).

*This is only a screening question, and your response does not show up on College Navigator.*

*If you make any exceptions to this rule, and have even one first-time, full-time student living off-campus, please answer **No** so that this does not cause conflicts with the Student Financial Aid survey. Making changes to the SFA component is very difficult and may lead to inaccurate reporting for your institution.*

No

Yes, and we do not make **ANY** (even one) exceptions to this rule

### 2. Does your institution charge different tuition for in-district, in-state, or out-of-state students?

If you answer **Yes** to this question, you will be expected to report tuition amounts for in-district, in-state, and out-of-state students.

*Please only select **Yes** if you really charge different tuition rates, or you will be reporting the same numbers 3 times.*

No

Yes

### 3. Does your institution offer institutionally-controlled housing (either on or off campus)?

If you answer **Yes** to this question, you will be expected to specify a housing capacity, and to report a room charge or a combined room and board charge (D10).

No

Yes

Specify housing capacity for academic year 2015-16  
7,803

### 4. Do you offer board or meal plans to your students?

If you answer **Yes** to this question, you will be expected to report a board charge or combined room and board charge (D10).


No

Yes - Enter the number of meals per week in the maximum meal plan available  
20

Yes - Number of meals per week can vary (e.g., students' charge meals against a meal card)

**Part D - Undergraduate Student Charges**

If the institution charges an application fee, indicate the amount.

	 Amount	Prior year
<u>Undergraduate application fee</u>	45	30

**5. Charges to full-time undergraduate students for the full academic year 2015-16**

Please be sure to report an average tuition that includes all students at all levels (freshman, sophomore, etc.).

	<u>In-district</u>	<u>Prior year</u>	<u>In-state</u>	<u>Prior year</u>	<u>Out-of-state</u>	<u>Prior year</u>
All full-time undergraduate students						
Average tuition	7,632	6,960	7,632	6,960	21,432	20,242
Required fees	0	0	0	0	0	0

**6. Per credit hour charge for part-time undergraduate students**

Please be sure to report an average per credit tuition that includes all students at all levels (freshman, sophomore, etc.).

	<u>In-district</u>	<u>Prior year</u>	<u>In-state</u>	<u>Prior year</u>	<u>Out-of-state</u>	<u>Prior year</u>
Per credit hour charge	318	290	318	290	894	843



**Part D - Graduate Student Charges**

If the institution charges an application fee, indicate the amount.

	Amount	Prior year
Graduate application fee	60	60

*Please do not include tuition for Doctor's Degree – Professional Practice programs.  
 Data for those programs are collected separately.*

**7. Charges to full-time graduate students for the full academic year 2015-16**

	In-district	Prior year	In-state	Prior year	Out-of-state	Prior year
Average tuition	8,568	7,794	8,568	7,794	22,140	21,096
Required fees	0	0	0	0	0	0

**8. Per credit hour charge for part-time graduate students**

	In-district	Prior year	In-state	Prior year	Out-of-state	Prior year
Per credit hour charge	476	433	476	433	1,230	1,172

**Part D - Student Charges - Graduate, Doctor's Professional Practice Tuition**

9. List the typical tuition and required fees for a full-time doctor's-professional practice student in any of the selected programs for the full academic year 2015-16.

**DO NOT include room and board charges**Doctor's degree-professional practice

	In-state	Out-of-state
<b>1. Chiropractic (D.C. or D.C.M.):</b>		
<u>Tuition amount</u>		
<u>Required fees</u>		
<b>2. Dentistry (D.D.S. or D.M.D.):</b>		
<u>Tuition amount</u>	20,034	45,936
<u>Required fees</u>	0	0
<b>3. Medicine (M.D.):</b>		
<u>Tuition amount</u>	19,530	37,782
<u>Required fees</u>	0	0
<b>4. Optometry (O.D.):</b>		
<u>Tuition amount</u>		
<u>Required fees</u>		
<b>5. Osteopathic Medicine (D.O.):</b>		
<u>Tuition amount</u>		
<u>Required fees</u>		
<b>6. Pharmacy (Pharm.D.):</b>		
<u>Tuition amount</u>	19,494	38,898
<u>Required fees</u>	0	0
<b>7. Podiatry (Pod.D., D.P., or D.P.M.):</b>		
<u>Tuition amount</u>		
<u>Required fees</u>		
<b>8. Veterinary Medicine (D.V.M.):</b>		
<u>Tuition amount</u>		
<u>Required fees</u>		
<b>9. Law (J.D.):</b>		
<u>Tuition amount</u>	19,008	35,568
<u>Required fees</u>	0	0

### Part D - Student Charges - Room and Board

#### 10. What are the typical room and board charges for a student for the full academic year 2015-16?

*If your institution offers room or board at no charge to students, enter zero.*

*If you report room and board separately, leave the combined charge blank. If you report a combined charge, leave the room and board charges blank.*

Room and board charges	Amount	Prior year
? Room charge (Double occupancy)	5,130	4,986
? Board charge (Maximum plan)	4,742	4,626
Combined room and board charge (Answer only if you CANNOT separate room and board charges.)	NA	

**Part D - Student Charges - Price of Attendance**

**11. Cost of attendance for full-time, first-time undergraduate students:**

Please enter the amounts requested below. These data will be made available to the public on College Navigator. If your institution participates in any Title IV programs (Pell, Stafford, etc.), you must complete all information. *Estimates of expenses for books and supplies, room and board, and other expenses are those from the **Cost of Attendance report** used by the financial aid office in determining financial need. Please talk to your financial aid office to get these numbers, to ensure that you are reporting correctly.*

**?** If the **2015-16 tuition and/or fees as reported on this page** for full-time, first-time students are covered by a tuition guarantee program, check the applicable box(es) under 'Tuition Guarantee'. Additionally, please indicate the maximum % increase that is guaranteed. *These numbers are expected to be fairly small. Please contact the Help Desk if you are confused about these values and how to report them.*

Charges for full academic year	2012-13	2013-14	2014-15	2015-16	<b>?</b> Tuition Guarantee (check only if applicable to entering students in 2015-16)	Guaranteed increase %
<b>Published tuition and required fees:</b>						
<u>In-district</u>						
Tuition	4,912	6,456	6,960	7,632	<input type="checkbox"/>	
Required fees	1,178	0	0	0	<input type="checkbox"/>	
Tuition + fees total	6,090	6,456	6,960	7,632		
<u>In-state</u>						
Tuition	4,912	6,456	6,960	7,632	<input type="checkbox"/>	
Required fees	1,178	0	0	0	<input type="checkbox"/>	
Tuition + fees total	6,090	6,456	6,960	7,632		
<u>Out-of-state</u>						
Tuition	17,690	19,632	20,242	21,432	<input type="checkbox"/>	
Required fees	1,178	0	0	0	<input type="checkbox"/>	
Tuition + fees total	18,868	19,632	20,242	21,432		
<u>Books and supplies</u>	1,050	1,100	1,100	900		
<b>On-campus:</b>						
Room and board	8,508	8,848	9,582	9,872		
Other expenses	1,971	1,971	1,971	2,400		
Room and board and other expenses	10,479	10,819	11,553	12,272		
<b>Off-campus (not with family):</b>						
Room and board	6,732	7,083	7,100	7,750		
Other expenses	2,448	2,629	2,629	2,400		
Room and board and other expenses	9,180	9,712	9,729	10,150		
<b>Off-campus (with family):</b>						
Other expenses	2,891	2,826	2,826	2,400		

**+** You may use the space below to provide context for the data you've reported above. These context notes will be posted on the College Navigator website, and should be written to be understood by students and parents.

**Part E - Athletic Association**

**1. Is this institution a member of a national athletic association?**

<input type="radio"/>	No
<input checked="" type="radio"/>	Yes - Check all that apply
<input checked="" type="checkbox"/>	National Collegiate Athletic Association (NCAA)
<input type="checkbox"/>	National Association of Intercollegiate Athletics (NAIA)
<input type="checkbox"/>	National Junior College Athletic Association (NJCAA)
<input type="checkbox"/>	United States Collegiate Athletic Association (USCAA)
<input type="checkbox"/>	National Christian College Athletic Association (NCCAA)
<input type="checkbox"/>	Other

**2. If this institution is a member of the NCAA or NAIA, specify the conference FOR EACH SPORT using the pull down menu.**

Sport	NCAA or NAIA member		Conference
	<input type="radio"/> No	<input checked="" type="radio"/> Yes-Specify	
Football	<input type="radio"/> No	<input checked="" type="radio"/> Yes-Specify	Big Twelve Conference
Basketball	<input type="radio"/> No	<input checked="" type="radio"/> Yes-Specify	Big Twelve Conference
Baseball	<input type="radio"/> No	<input checked="" type="radio"/> Yes-Specify	Big Twelve Conference
Cross country and/or track	<input type="radio"/> No	<input checked="" type="radio"/> Yes-Specify	Big Twelve Conference

**Summary**

## Institutional Characteristics Component Summary Academic Year Reporters

IPEDS collects important information regarding your institution. All data reported in IPEDS survey components become available in the IPEDS Data Center and appear as aggregated data in various Department of Education reports. Additionally, some of the reported data appears specifically for your institution through the College Navigator website and is included in your institution's Data Feedback Report (DFR). The purpose of this summary is to provide you an opportunity to view some of the data that, when accepted through the IPEDS quality control process, will appear on the College Navigator website and/or your DFR. College Navigator is updated approximately three months after the data collection period closes and Data Feedback Reports will be available through the [Data Center](#) and sent to your institution's CEO in November 2016.

Please review your data for accuracy. If you have questions about the data displayed below after reviewing the data reported on the survey screens, please contact the IPEDS Help Desk at: 1-877-225-2568 or [ipedshelp@rti.org](mailto:ipedshelp@rti.org).

### GENERAL INFORMATION

Mission Statement	<a href="http://about.wvu.edu/wvu-facts">http://about.wvu.edu/wvu-facts</a>
Are all the programs at your institution offered completely via distance education?	No
Special Learning Opportunities	ROTC (Army Air Force) Study abroad Teacher certification (below the postsecondary level)
Student Services	Academic/career counseling services Employment services for current students Placement services for program completers On-campus day care for children of students
Credit Accepted	Dual credit (college credit earned while in high school) Credit for life experiences Advanced placement (AP) credits
Undergraduate students enrolled who are formally registered with office of disability services	5%

### PRICING INFORMATION

Estimated expenses for academic year for full-time, first-time students		2012-13	2013-14	2014-15	2015-16
	In-district tuition and fees	\$6,090	\$6,456	\$6,960	\$7,632
	In-state tuition and fees	\$6,090	\$6,456	\$6,960	\$7,632
	Out-of-state tuition and fees	\$18,868	\$19,632	\$20,242	\$21,432
	Books and supplies	\$1,050	\$1,100	\$1,100	\$900
	On-campus room and board	\$8,508	\$8,848	\$9,582	\$9,872
	On-campus other expenses	\$1,971	\$1,971	\$1,971	\$2,400
	Off-campus room and board	\$6,732	\$7,083	\$7,100	\$7,750
	Off-campus other expenses	\$2,448	\$2,629	\$2,629	\$2,400
	Off-campus with family other expenses	\$2,891	\$2,826	\$2,826	\$2,400
Average undergraduate student tuition and fees for academic year 2015-16		Tuition		Fees	
	In-district	\$7,632		\$0	
	In-state	\$7,632		\$0	
	Out-of-state	\$21,432		\$0	
Average graduate student tuition and fees for academic year 2015-16		Tuition		Fees	
	In-district	\$8,568		\$0	
	In-state	\$8,568		\$0	
	Out-of-state	\$22,140		\$0	
Alternative tuition plans	Tuition payment plan				

**Institutional Characteristics**

**West Virginia University (238032)**

Source	Description	Severity	Resolved	Options
<b>Screen: Price of Attendance</b>				
Screen Entry	This value is expected to be within 20% of the prior year amount. Please correct your data or explain. (Error #11110)	Explanation	Yes	
Reason:	This is correct according to our Financial Aid Office			